



Investor Update Aug 2015

Insyde Software

Safe Harbor Notice

We may make forward-looking statements in this presentation. Our forward-looking statements contain information regarding, among other things, our financial conditions, future expansion plans or business strategies. We have based these forward-looking statements on our current expectations and projections about future events. Although we believe that these expectations and projections are reasonable, such forward-looking statements are inherently subject to risks, uncertainties, and assumptions about us.

We undertake no obligation to publicly update or revise any forward-looking statements whether as a result of new information, future events or otherwise. In light of these risks, uncertainties and assumptions, the forward-looking information may not occur and our actual results could differ materially from those anticipated in these forward-looking statements.

Agenda

- **About Insyde**
- **Product Portfolio**
- **Financial Review & Company Updates**
- **Q&A**

About Insyde®

Insyde Software

6231.tw

- Founded in 1998 by PCT(6270.TW) Chairman Jeremy Wang and SystemSoft EVP Jonathan Joseph
- Business started via acquisition of SystemSoft's BIOS division
- IPO January 23, 2003 (6231.TW)
- Headquarters: Taipei, Taiwan
 - Major US operations in Massachusetts and Oregon
 - Other offices in Japan, China, Taichung
- UEFI Technology Leader
- Systems Manageability Provider
- App, Cloud & OS Solutions
- **500 Employees worldwide, 80% are engineers!**



Worldwide Presence



Trusted Supplier to Many Leading Companies and many others

ADVANTECH

FUJITSU



SONY

ALPHA Networks



PEGATRON



SIEMENS

acer

Inventec

wistron

TOSHIBA

ARBOR



lenovo



inspur 浪潮

NEC



JABIL

FOXCONN

ZTE中兴

QNAP



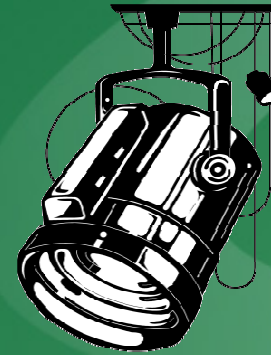
Synology

中科曙光
Sugon

MITAC

RICOH

Product Portfolio



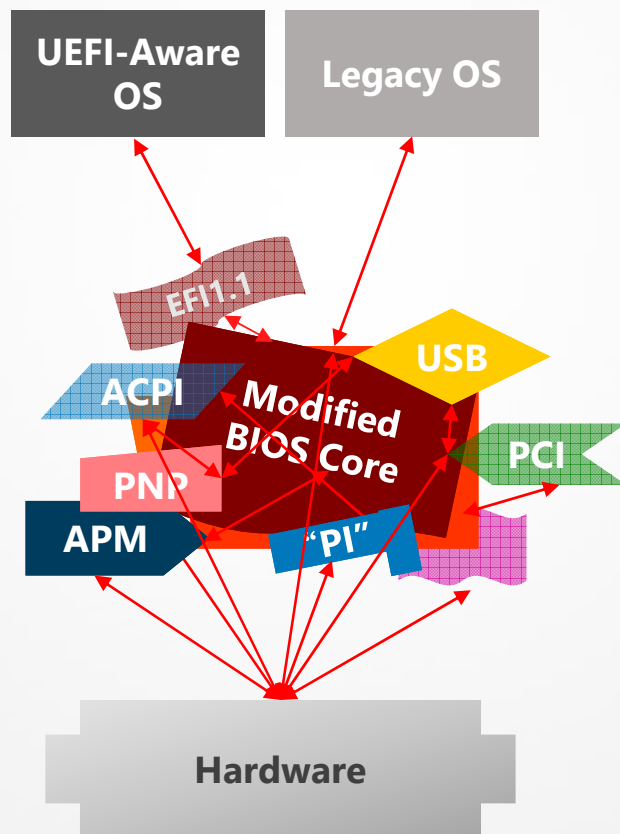
Computer BIOS – “Firmware”

BIOS is stored in NOR Flash

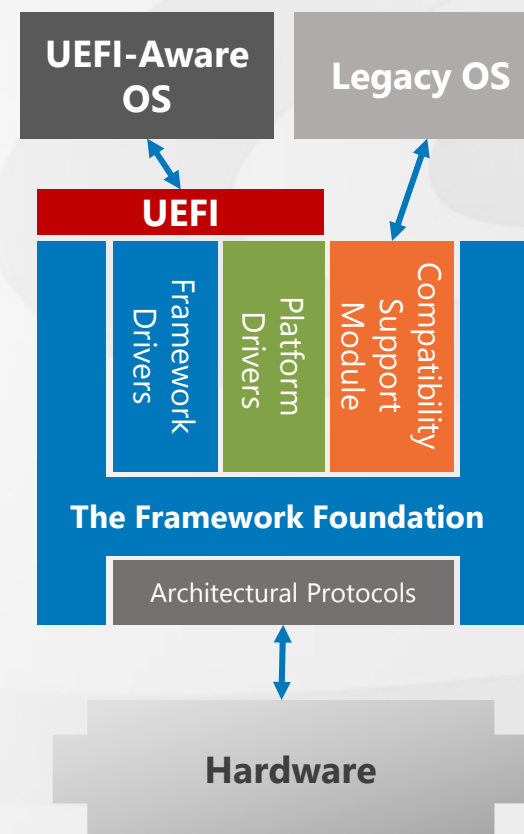


Difference between Legacy BIOS and UEFI Firmware

Legacy BIOS

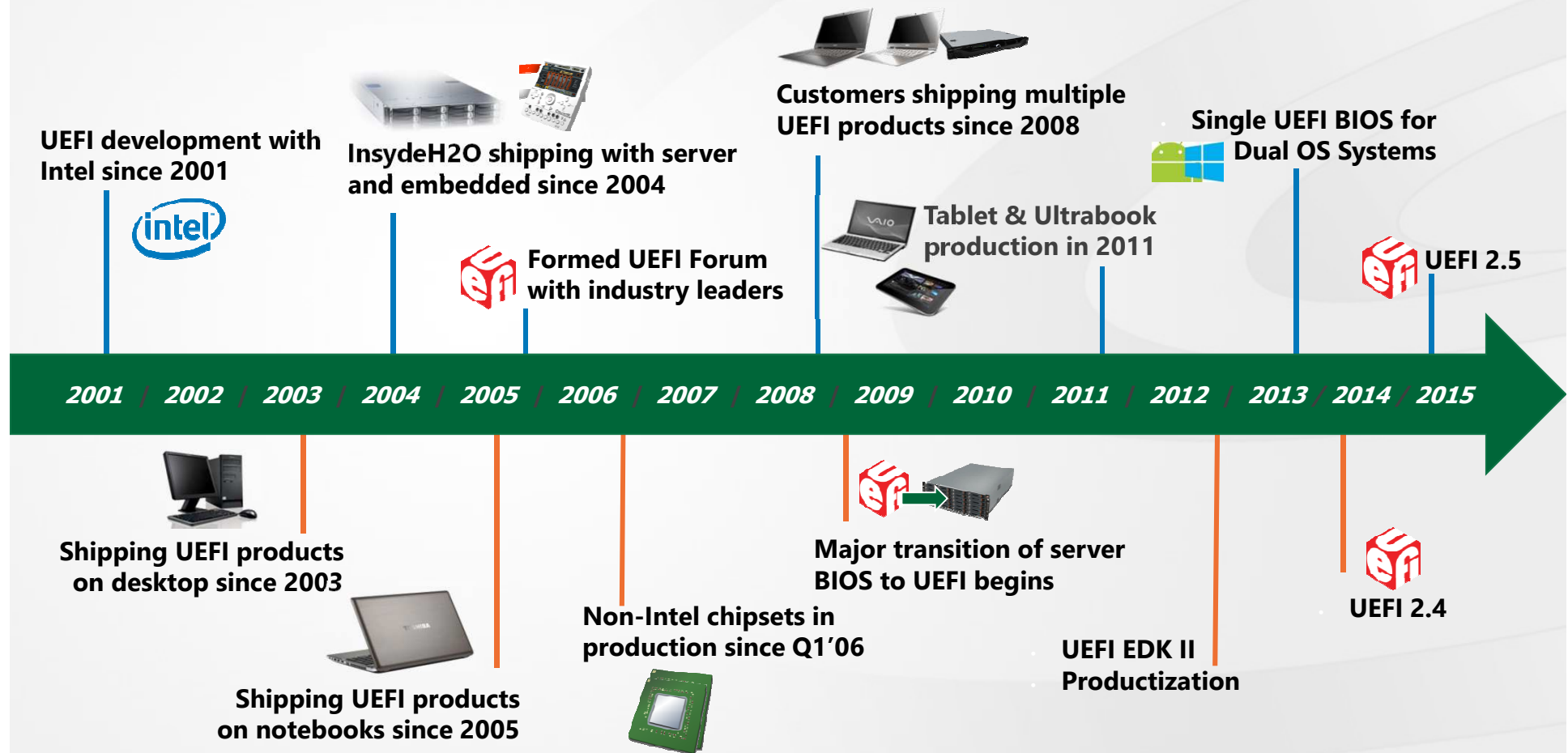


UEFI BIOS

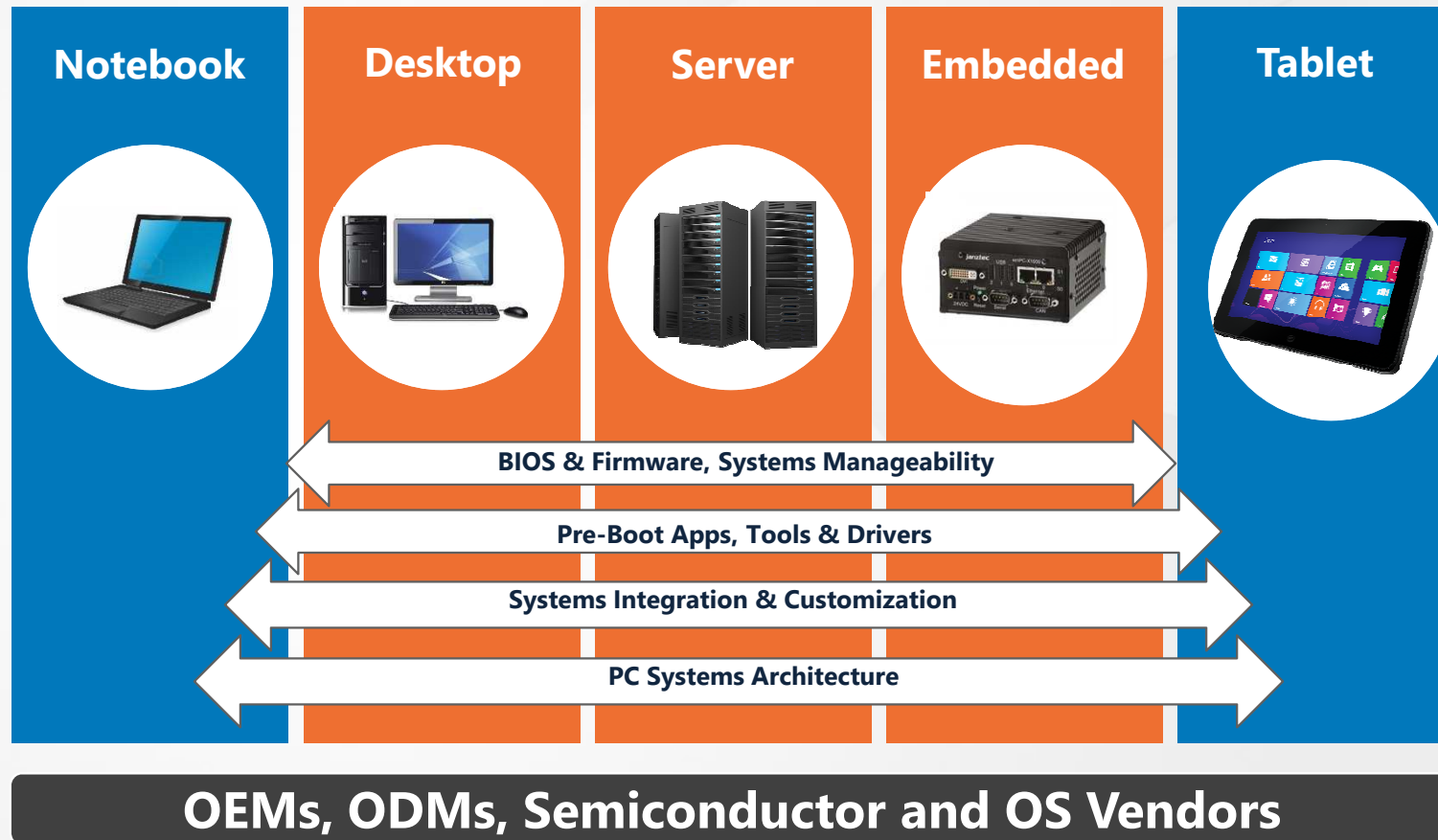


UEFI Technology Leadership

Over a Decade of Industry-First Milestones and Leadership



Core Competencies & Markets



Insyde Software Product Portfolio

Personal Computing Group

Notebook & Tablet

Mobile & Tablet Computing Solutions



Server & Embedded Group

Server, Desktop & Embedded

Server, Desktop & Embedded Computing Solutions



Software & Drivers Group

Android & Linux

Android Systems Integration, Apps, & Linux Solutions



Cloud KanTan Group

Apps & Cloud

Applications Development & Cloud Services



Helping Build Devices & Systems in the Cloud Era



INSYDE OF THINGS

Financial Review & Company Update

Consolidated Income Statement Quarterly

(In NT\$ Thousands)	Q2'15	Q1'15	Q2'14	QoQ %	YoY%
Net Sales	216,409	203,595	222,932	6%	-3%
COGS	32,269	39,016	48,486	-17%	-33%
Gross Profit	184,140	164,579	174,446	12%	6%
Gross margin	85.09%	80.84%	78.25%		
Operating Expense	162,029	158,695	159,807	2%	1%
Operating Income	22,111	5,884	14,639	276%	51%
Operating Margin	10.22%	2.89%	6.57%		
Non-Op Inc/(Exp)	7,098	-486	-3,361	-	-
Income before Tax	29,209	5,398	11,278	441%	159%
Net Income	24,780	2,508	14,191	888%	75%
Net Margin	11.45%	1.23%	6.37%		
EPS	0.66	0.10	0.37		

*Accumulated year-to-date EPS is NT\$ 0.76

Consolidated Balance Sheet Summary

Selected Items from
Balance Sheet (NT\$ Millions)

	Q2'15		Q1'15		Q2'14	
	Amount	%	Amount	%	Amount	%
Current Assets	661.0	72.3%	906.1	77.5%	909.3	76.1%
Fixed Assets	6.3	0.9%	7.7	0.7%	12.6	1.1%
Net PP&E and other assets	247.1	26.8%	254.5	21.8%	272.3	22.8%
<u>Total Assets</u>	<u>914.4</u>	<u>100%</u>	<u>1,168.3</u>	<u>100%</u>	<u>1194.2</u>	<u>100%</u>
Current Liabilities	183.9	20.1%	476.3	40.8%	534.0	44.7%
Non Current Liabilities	52.2	5.7%	21.4	1.8%	25.0	2.1%
<u>Total Liabilities</u>	<u>236.1</u>	<u>25.8%</u>	<u>497.7</u>	<u>42.6%</u>	<u>559.0</u>	<u>46.8%</u>
<u>Shareholders' Equity</u>	<u>678.3</u>	<u>74.2%</u>	<u>670.6</u>	<u>57.4%</u>	<u>635.2</u>	<u>53.2%</u>



For more information, contact:

ir@insyde.com

www.insyde.com